

# *DuraNautic Jon Boats*


## *A Jon With an Attitude!*




Designed to handle rougher Northern waters, our new DuraNautic Jons have straighter sides and deeper keels than the conventional southern-style jons.

### **DuraNautic Jon Boat Features**


- Stainless steel bow eye for strength, corrosion resistance and trailerability.
- Dual bow and stern handles for easy lifting.
- 5052 marine grade alloy hull for strength and long life.
- Precision welded seams tested to assure water-tight integrity.
- Acrylic enamel olive drab paint for durability.
- Extruded heavy gauge aluminum gunwales for strength.
- Extruded ribs extend up the sides for hull rigidity.
- Stainless steel fasteners.
- Traditional DuraNautic "Thrust-Master" transom assembly to evenly disperse engine stress throughout the hull.
- Foam filled seats for level flotation.
- Oar lock sockets positioned for comfortable, efficient rowing.
- Transom drain plug easily accessible.



**DN 1236**



**DN 1036**



**DN 1436**

<b>SPECIFICATIONS</b>	<b>DN 1036</b>	<b>DN 1236</b>	<b>DN 1436</b>
Length	10'	12'	14' 1"
Bottom Width	36"	36"	36"
Width at Center Seat	49"	51"	53"
Depth Amidship	14"	14"	14"
Transom Width	53"	53"	53"
Max. Person Capacity	2	3	3
Max. Wt. Capacity Lbs.	400	506	580
Approx. Hull Wt. Lbs.	112	124	150
Max. HP Capacity	3	7	15
Hull Gauge	.050"	.050"	.050"

Color: Olive Drab with coordinated graphics